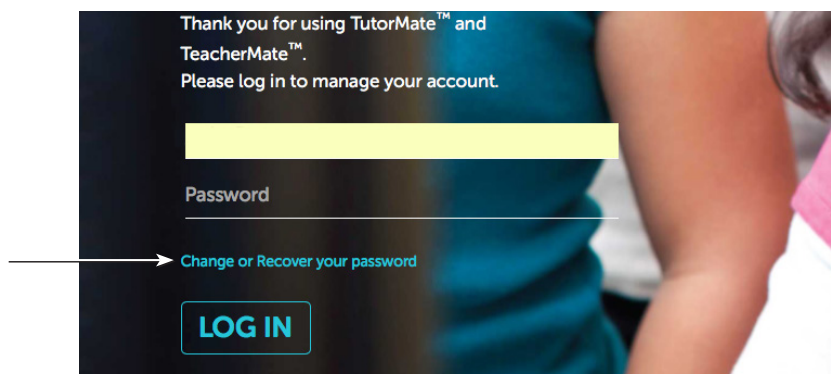


HOW TO CREATE A PASSWORD

To access the TutorMate portal, a user specific password must be created. This password will be know to only you. When logging into the tutor portal, use your school email address as your user name and the personal password you created. To create your personal password, please follow the instruction below.

1. Go to: www.tutormate.org
2. Click on: CHANGE OR RECOVER YOUR PASSWORD.

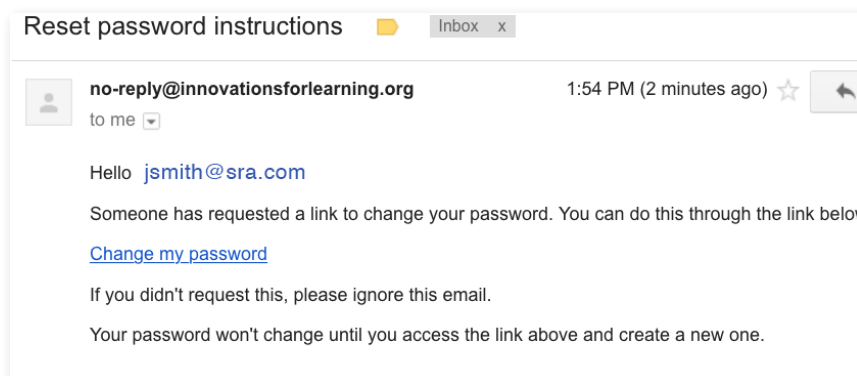
You will automatically be directed to the Forgot/Reset password page.



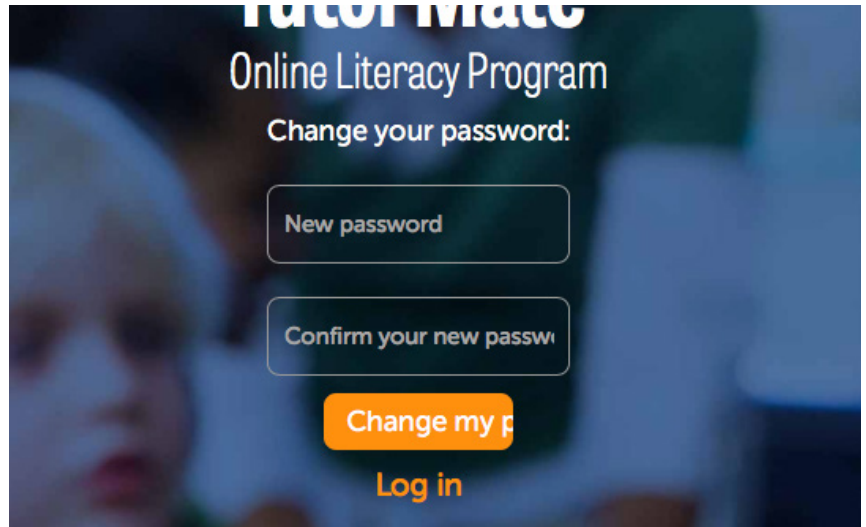
4. Enter your school issued email address in the field and click SUBMIT.



- The email will come from: noreply@innovationsforlearning.org.
- Check your SPAM folder if the email is not found in your IN box.
- Please remember to write down your password. IFL will not have access to this information.



5. ENTER your password
6. CONFIRM your password
7. Click Change my password.



You will see the “Your password was changed successfully” window. Click the X to close the window.

